

HRH DATA SHEET-2013

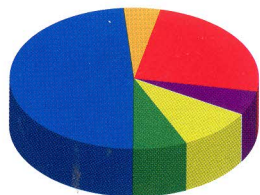
A: Quantitative figure on Human Resource for Health

Sl. No.	Description	Total
1	Registered Graduate Doctors ¹	65,767
2	Estimated total doctors available in the country ²	53,929
3	Percentage of Doctors under Ministry of Health & Family Welfare ²	35%
4	Percentage of doctors under other Ministries (e.g. Ministry of Home, Police, Railway, Civil Aviation, LGRD, Social Welfare and Labour) ²	3%
5	Percentage of Doctors under Private Sector ²	62%
6	Medical Officers (All) under DGFP ³	586
7	Registered Diploma Nurses ⁴	33,183
8	Nurses currently available under MOHFW ⁵	18,644
9	Registered Dental Graduates ¹	6,034
10	Upazila Family Planning Officer (UFPO) ³	364
11	Assistant Upazila Family Planning Officer (AUFPO) ³	280
12	Assistant Upazila Family Welfare Officer (AUFWO) ³	211
13	Registered Medical Technologists produced up to Jan 2013 ⁶	
	1. Medical Technologist :	
	(a) Laboratory	6,614
	(b) Radiography	1,746
	(c) Radiotherapy	189
	(d) Physiotherapy	823
	(e) Sanitary Inspectorship	1,337
	(f) Dental (Diploma)	2,296
	2. Pharmacist (Diploma) ⁷	9,263

A: Quantitative figure on Human Resource for Health

Sl. No.	Description	Total
14	Medical Assistants ⁶	7,365
15	Health Assistant ⁸	20,815
16	Assistant Health Inspector ⁸	4,198
17	Health Inspectors ⁸	1,399
18	Family Welfare Visitors ³	5,147
19	Family Planning Inspector ³	4,366
20	Family Welfare Assistants ³	23,076
21	Community Health Care Provider ⁸	13,240
22	Sub-Assistant Community Medical Officer (DGHS 4,212 + DGFP 2,492) ^{3, 8}	6,704

Title: Major Registered Health Professional



- Registered Graduate Doctors = 65,767
- Registered Dental Graduates = 6,034
- Registered Diploma Nurses = 33,183
- Medical Assistants = 7,365
- Medical Technologist = 13,005
- Pharmacist (Diploma) = 9,263

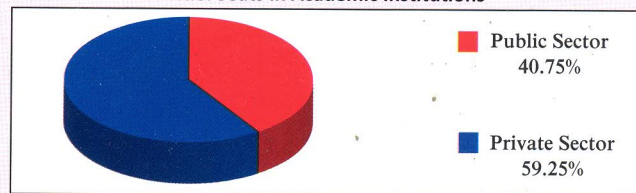
B: Various HRD – Academic Institutions in both public & private sector²

Sl. No.	Description	Total (Seat)
A. Public		
1	Medical Colleges - 23	2912
2	Dental Colleges/Units - 1/8	532
3	Nursing Institutions/Colleges (including Armed Forces) - 44/13	3330/ 1310
4	Institutes of Health Technology - 8	2419
5	National Institute of Population Research and Training (NIPORT) (RTCs – 20, FWVTIs - 12)	720, 820
6	Medical Assistant Training School (MATS) - 8	716
7	Alternative Medical College (Homeopathy, Ayurvedic & Unani) - 15	450
8	Postgraduate institutes - 24	2091
8.1	Bangabandhu Sheikh Mujib Medical University (BSMMU)	476
8.2	Bangladesh College for Physician & Surgeon	400
8.3	Govt. Medical Colleges - 9	1089
8.4	Dhaka Dental college	22
8.5	Center for Medical Education	15
8.6	National Institute of Preventive and Social Medicine (NIPSOM)	173
8.7	National Institute of Cardiovascular Diseases	54
8.8	National Institute of Disease of the Chest & Hospital	41
8.9	National Institute of Ophthalmology	8
8.10	National Institute of Mental Health	6
8.11	National Institute of Cancer Research & Hospital	18
8.12	National Institute of Traumatology and Orthopedic Rehabilitation	45
8.13	National Institute of Kidney Diseases & Urology	15

B: Various HRD – Academic Institutions in both public & private sector²

Sl. No.	Description	Total (Seat)
8.14	National Institute of Child Health	40
8.15	Institute of Child & Mother Health	50
8.16	Institute of Nuclear Medicine & Ultrasound, BSMMU	10
B. Private		
1	Medical Colleges - 68	4800
2	Dental Colleges/Units -13/5	1065
3	Nursing Institutions/Colleges - 52/18	2165/ 1090
4	Institutes of Health Technology - 83	10306
5	Medical Assistant Training School (MATS) - 103	6055
6	Postgraduate institutes - 10	169
6.1	Chittagong Maa O Shishu & General Hospital	06
6.2	Bangladesh Institute of Research & Rehabilitation in Diabetes, Endocrine and Metabolic Disorders (BIRDEM)	61
6.3	Institute of Community Ophthalmology, Chittagong	8
6.4	Institute of Health Science (USTC), Chittagong (Private)	50
6.5	Lions Eye Institute & Hospital, Agargaon, Dhaka	6
6.6	National Heart Foundation, Mirpur	10
6.7	Institute of Child Health, Child Health Foundation Hospital, Mirpur 2	6
6.8	Mirza Ahmed Ispahani Institute of Ophthalmology & Islamia Hospital	10
6.9	United Hospital Ltd. Gulshan, Dhaka	12
6.10	Khwaja Yunus Ali Medical College, Sirajgonj	5

Title: Seats in Academic Institutions



C. Basic Data on Nursing Education⁵

Sl. No.	Description	Total
1	Nursing Institutes	Public 44 (3080), Private 52 (2165) Total: 96 (5245)
2	Duration of Diploma Courses (Diploma in Nursing Science and Midwifery)	3 years
3	Duration of Diploma Courses (Diploma in Midwifery)	3 years
4	Annual enrolment of nurses in the Nursing Institutes –both Public & Private	100%
5	Annual production/turnout of the Nursing Institutes –both public & private	1770
6	Annual Post Basic B.Sc. Nursing & B.Sc. Public Health Nursing enrolment	100%
7	Degree holders in B.Sc. Nursing & B.Sc. Public Health Nursing (Source: DNS Annual Report, 2012)	1579
8	Teacher-Student ratio	1:27
9	Teacher-Student ratio as per International standard	1:8
10	Percentage of Male - in the Nursing Institutes (Basic) attached to the Medical College Hospitals	10%

D. Recent trend of some health and demographic Indicators of Bangladesh^{9, 13}

Indicators	Issue	2005	2006	2007	2008	2009	2010	2011
Crude Birth rate/1000	National	20.7	20.6	20.9	20.5	19.4	19.2	19.2
	Urban	17.8	17.5	17.4	17.2	16.8	17.1	17.4
	Rural	21.7	20.7	22.1	22.4	20.4	20.1	20.2
Crude Death rate/1000	National	5.8	5.6	6.2	6.0	5.8	5.6	5.5
	Urban	4.9	4.4	5.1	5.1	4.7	4.9	4.8
	Rural	6.1	6.0	6.6	6.5	6.1	5.9	5.8
Average Marriage Age	Male	23.3	23.4	23.6	23.8	23.8	23.9	24.9
	Female	17.9	18.1	18.4	19.1	18.5	18.7	18.6
Population per Physician		3261	3110	2991	2860	2717	2660	2613
Average life expectancy (Years)	National	65.2	65.5	66.6	66.8	67.2	67.7	69.0
	Male	64.4	65.4	65.5	65.6	66.1	66.6	67.9
	Female	65.8	67.8	67.9	68.0	68.7	68.8	70.3
Infant mortality rate: Neonate, under one year/1000	National	50	45	43	41	39	36	35
	Urban	44	38	42	40	37	35	32
	Rural	51	47	43	42	40	37	36
Child mortality rate: 1-4 years/1000	National	4.1	3.9	3.6	3.1	2.7	2.6	2.4
Maternal Mortality/1000	National	3.48	3.37	3.5	3.5	2.59	2.16	1.94
	Urban	2.7	1.9	2.19	2.4	1.79	1.78	1.73
	Rural	3.58	3.75	3.9	3.9	2.85	2.3	2.15
Contraceptive prevalence rate (%)		57.8	58.3	55.0	52.6	56.1	56.7	61.2
Total Fertility rate (TFR)		2.46	2.41	2.39	2.30	2.15	2.12	2.11

E. Health, Population & Nutrition Facilities according to Administrative Structure⁸

No.	Level	Number of Facilities (Public and Private)
1.	National	Total: 38 = Post Graduate Institute and Hospital: 33, Alternative Medical Hospital: 2 (DGHS), Family Planning Institute: 3 (DGFP)
2.	Division : 7	Total: 133 = Medical College (Public : 23, Private 68 (DGHS), Other Hospital: 28 (DGHS), Model Clinic: 14 (DGFP)
3.	District: 64	Total: 583 = District Hospital: 64 (DGHS), MCWC: 97, MCH-FP Clinics: 427 (DGFP)
4.	Upazila: 485	Total: 467 = Upazila Health Complex: 425 (DGHS) (Health Bulletin, 2013), Trauma Centre: 5, 20 Bedded Hospital: 18, 10 Bedded Hospital: 13, 30 Bedded Hospital: 1, 31 Bedded Hospital: 5
5.	Union: 4,501	Total: 5,393 = USC: 1,469 (DGHS); UHFWC: 3,924 (DGFP)
6.	Ward: 40,509	Total: 42,248 = Community Clinic: 12,248 (DGHS), Satellite Clinic: 30,000 (DGFP).

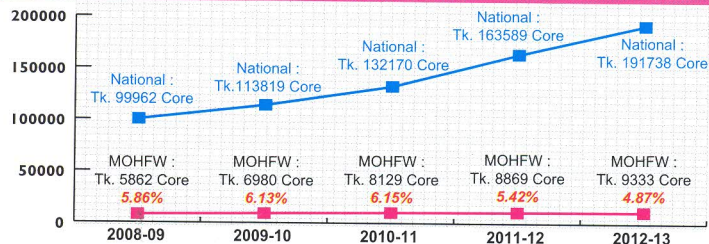
F. Millennium Development Goals (MDGs)- Achievements and Target^{9, 13}

Target	Indicator	Bench mark with Ref.	Achievement with Reference	HPNSDP Target'16	MDG Target'15
Reduce Child Mortality, 1990-2015, the <5 mortality rate	Infant mortality rate/1000 live birth	65.0 BDHS'04	43.0 (BDHS'11), 35.0 (SVRS'11)	31.0	31.3
	<5 mortality rate/1000 live birth	88.0 BDHS'04	53.0 (BDHS'11), 44.0 (SVRS'11)	48.0	48.0
	Proportion of infants immunized against measles	72.0%	87.5 (BDHS'11) 85.5 (CES'11)	90.0%	-
Reduce by 3/4, 1990-2015 The maternal mortality ratio	Maternal Mortality Ratio/1000 live birth	3.2 BMMS'01	1.94 (BMMS'10) 2.09 (SVRS'11)	<1.43	1.43
	Proportion of births attended by skilled health personnel	15.5% BDHS'04	31.7 (BDHS'11)	50.0%	50.0%

F. Millennium Development Goals (MDGs)- Achievements and Target^{9, 13}

Target	Indicator	Bench mark with Ref.	Achievement with Reference	HPNSDP Target'16	MDG Target'15
Half halt by 2015 and begin to reverse the spread of HIV/AIDS	Prevalence of HIV (% among high risk groups)	-	0.01 (9th SS 2011)	Halt	-
Half halt by 2015 and begin to reverse the incidence of TB cases and other major diseases	New TB cases detection Rate %	38.0% NTP'03	70.0% (MIS NTP 2011)	75.0%	-
	TB Cure rate under DOTS %	83.7%	92.0% (MIS NTP 2011)	-	-

G. 5 Years Budget allocation (Revenue & Development) for MOHFW (Core tk.)¹⁴



H: Total Health Expenditure (THE) in Bangladesh¹⁰

Terms	Year	Estimated Tk.	Estimated \$
In nominal terms	1997	48,699 million	1,140 million
	2001	74,193 million	1,375 million
	2007	160,899 million	2,331 million
In real terms	1997	47,502 million	1,112 million
	2001	72,781 million	1,349 million
	2007	150,092 million	2,174 million

I: Comparison of health expenditures in Bangladesh with South Asian countries¹⁰

Country	Year	Per capita THE in (\$)	THE as % GDP	Public HE as % of GDP	Per Capita Public HE in (\$)
Bangladesh	2011	(\$) 27	3.7	1.4	(\$) 9.7
India	2011	(\$) 59	3.9	1.2	(\$) 18.3
Myanmar	2011	(\$) 23	2.0	0.3	(\$) 2.9
Nepal	2011	(\$) 33	5.4	2.1	(\$) 13.0
Pakistan	2011	(\$) 30	2.5	0.7	(\$) 8.0
Sri Lanka	2011	(\$) 97	3.4	1.5	(\$) 43.1

J: Staffing Positions - Directorate General of Health Services⁸

Designation	Sanctioned	Existing			Vacant	Percent Vacancy	
		Male	Female	Total			
Class I	Doctor	22,120	12,356	3,566	15,922	6,198	28%
	Non doctor	490	163	53	216	274	56%
Class II		15,421	968	11,443	12,411	3,010	20%
Class III		51,878	33,152	10,808	43,960	7,918	15%
Class IV		26,026	15,358	5,450	20,808	5,218	20%
Total:		115,935	61,997	31,320	93,317	22,618	20%

K: Staffing Positions - Directorate General of Family Planning³

Designation	Sanctioned	Post Filled Up	Post Vacant	Percent Vacancy
Class I	1,958	1,021	937	48%
Class II	1,075	531	544	51%
Class III	16,886	15,818	1,068	6%
Class IV	32,516	31,864	652	2%
Total:	52,435	49,234	3,201	6%

L: Doctors Staffing Positions under DGHS⁸

Designation (Class-I)	Sanctioned	Post Filled Up	Post Vacant	Percent Vacancy
Director General, ADG, equivalent	6	5	1	17%
Director, Principal, Vice principal, equivalent	89	85	4	4%
Deputy Director, equivalent	105	84	21	20%
Asst. Director, Civil Surgeon, equivalent	203	156	47	23%
Deputy Civil Surgeon, UH&FPO	505	485	20	4%
Professor	470	275	195	41%
Associate Professor	686	395	291	42%
Asst. Professor	946	771	175	18%
Senior Consultant	439	226	213	49%
Senior Lecturer	8	8	0	0%
Junior Lecturer	32	27	5	16%
Junior Consultant, equivalent	3,829	1,972	1,857	48%
Asst. Surgeon, equivalent	14,802	11,433	3,369	23%
Total :	22,120	15,922	6,198	28%

N: Staffing Position of Alternative Medicine under DGHS⁸

Designation	Sanctioned		Post Filled Up		Post Vacant		Percent Vacancy	
	Revenue	Development	Revenue	Development	Revenue	Development	Revenue	Development
Class I	153	357	-	45	153	312	100%	87.39%
Class II	-	-	-	-	-	-	-	-
Class III	153	334	-	64	153	270	100%	80.84%
Class IV	1	467	-	467	1	0	100%	0.0%

O: Staffing Position of Directorate of drug Administration⁹

Designation	Sanctioned	Post Filled Up	Post Vacant	Percent Vacancy
Class I	118	78	40	34%
Class II	25	4	21	84%
Class III	115	53	62	54%
Class IV	112	39	73	65%
Total:	370	174	196	53%

P: Comparison of health indicators of selected South Asian countries^{9, 11}

Country	Life expectancy at birth	Infant mortality rate (per 1,000 live births)	Skilled birth attendant (%)	Contraceptive prevalence rate (%)
Bangladesh	69	35.0 (2011)	31.7 (2010)	61.2 (2011)
India	64	42.2 (2011)	52.7 (2007)	54.8 (2008)
Pakistan	65	42.2 (2011)	38.8 (2006)	27.0 (2008)
Srilanka	74	10.5 (2011)	98.6 (2006)	68.0 (2007)
Nepal	67	39.0 (2011)	36.0 (2011)	49.7 (2011)

M: Staffing Position of Directorate of Nursing Services⁵

Designation	Sanctioned	Post Filled Up	Post Vacant	Percent Vacancy
Class I	179	93	86	48%
Class II	19,030	16,672	1,358	7%
Class III	618	618	0.0	0.0%
Total:	19,827	17,383	1,444	7.3%

Q. Post Graduate Health HRD Scenario in Bangladesh²

- 1 University, 20 Institutes and 10 Medical Colleges offer Diploma, Masters, M. Phil, Ph.D, FCPS, MCPS;
- Total 21 Institutions offer MS Course on 16 Subjects & Total Seats 473;
- Total 19 Institutions offer MD Course on 26 subjects & Total Seats: 548;
- Total 24 Institutions offer Diploma Course on 15 subjects & Total Seats: 679;
- Total 5 Institutions Offer MPH Course on 6 subjects & Total Seats: 185;
- Total 11 Institutions Offer M.Phil Course on 16 subjects & Total Seats: 327;
- Medical Education in CME Seats 15;
- MTM in BSMMU Seats: 10;
- Total Seats in Post Graduate Course: 2237;
- FCPS & MCPS: 400 Seats;

R: Most Populous Countries, 2013 and 2050¹²

Country	2013	2050
	Population (millions)	Population (Millions)
China	1,357	1,314
India	1,277	1,652
United States	316	400
Indonesia	249	440
Brazil	196	227
Pakistan	191	363
Nigeria	174	440
Bangladesh	157	202

Reference:

1. Bangladesh Medical & Dental Council, Bijoy Nagar, Dhaka;
2. Human Resource Management (HRM) Unit, MOHFW, Bangladesh Secretariat, Dhaka;
3. Directorate General of Family Planning, Kawran Bazar, Dhaka;
4. Bangladesh Nursing Council, Bijoy Nagar, Dhaka;
5. Directorate of Nursing Services, Motijheel, Dhaka;
6. Bangladesh State Medical Faculty, Bijoy Nagar, Dhaka;
7. Bangladesh Pharmacy Council, Bangla Motor, Dhaka;
8. Directorate General of Health Services (DGHS), Mohakhali, Dhaka;
9. General Economic Division, Bangladesh Planning Commission, Agargaon, Dhaka;
10. Health Economics Unit, MOHFW, Ansari Building, Ramna, Dhaka;
11. Statistical Year Book for the Asia and Pacific 2011, United Nations ESCAP, Bangkok Office, Thailand;
12. World Population Data Sheet 2013
www.prb.org/pdf13/2013-population-data-sheet_eng.pdf
(Accessed on December 30, 2013);
13. Bangladesh Bureau of Statistics, Agargaon, Dhaka;
14. Ministry of Finance: www.mof.gov.bd/en/index/php, (Access on 28th May, 2014).