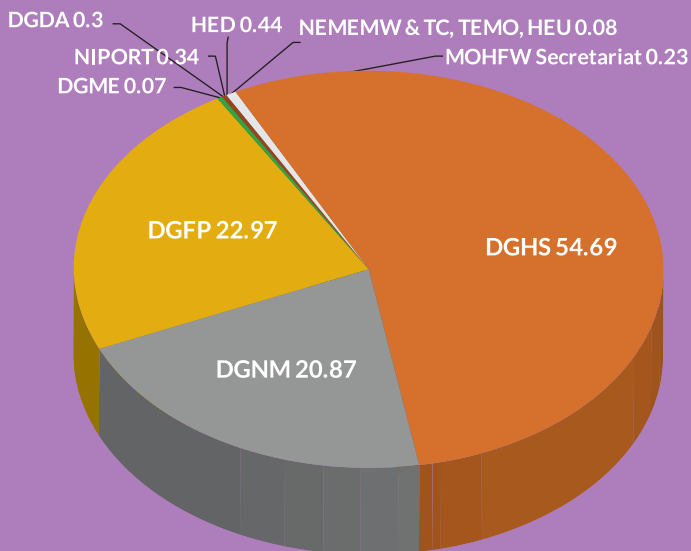




Government of the People's Republic of Bangladesh
Ministry of Health and Family Welfare

HRH DATA SHEET - 2022

Distribution of Workforce (Sanctioned Post) among Different Directorates and Offices under MOHFW (%)



HRH DATA SHEET - 2022

A: Availability of Different Categories of Health Workforce in Bangladesh

Sl.	Type of Health Workforce	Number		
		Male	Female	Total
1	Registered MBBS Graduate	65794	47683	113477
2	Estimated Number of Doctor (MBBS) available in the Country	53951	39100	93051
3	Registered BDS Graduate	6915	4678	11593
Registered Nursing and Midwifery Practitioner				
4	i) Registered Nurse			
	a) B Sc.	845	6587	7432
	b) Diploma	2637	67022	69659
	ii) Registered Midwife (Diploma)	NA	6285	6285
	Total	3482	79894	83376
Health Practitioner with Diploma in Medical Faculty (DMF)				
5	a) Student Completed DMF	18174	17873	36047
	b) Registered with BMDC	14803	8571	23374
Registered Pharmacy Practitioner				
6	a) Bachelor (Grade-A)			17082
	b) Diploma (Grade-B)			15500
	c) Certified Pharmacy Assistant (Grade-C) (3-month training course)			129362
Health Practitioner with Diploma in Medical Technology (DMT)				
7	a) Lab Technology	6249	7647	13896
	b) Radiotherapy	284	346	630
	c) Radiology & Imaging	1812	2215	4027
	d) Physiotherapy	1281	1567	2848
	e) Sanitary Inspector Training	1793	896	2689
	f) Dental Technology	2041	2495	4536
	g) OT Assistance	110	136	246
	h) IC Assistance	53	67	120
	i) Prosthetics and Orthotics	28	12	40
	j) Cardiology	3	2	5
Registered Homeopathic Medicine and Surgery Practitioner				
8	a) Bachelor	2535	870	3405
	b) Diploma	23393	14661	38054
Registered Unani Medicine and Surgery Practitioner				
9	a) Bachelor	564	216	780
	b) Diploma	2695	567	3262
	c) Certified Unani Professional (1-month training course)	4096	237	4333
Registered Ayurvedic Medicine and Surgery Practitioner				
10	a) Bachelor	467	181	648
	b) Diploma	1137	194	1331
	c) Certified Ayurvedic Professional (1-month training course)	3394	103	3497
11	Registered Family Welfare Visitor (FWV)	NA	7211	7211
12	Registered Community Paramedic	656	1653	2309
13	Registered Community Based Skilled Birth Attendant (CSBA)	NA	9303	9303

HRH DATA SHEET - 2022

B. Availability of Different Categories of Health Professionals' Education Institution (Undergraduate) and Number of Seat in Bangladesh (by Degree)

Sl	Description	Number of Institution			Number of Seat		
		Govt.	Non-Govt.	Total	Govt.	Non-Govt.	Total
1	MBBS	39	79	118	4525	6808	11333
2	BDS	10	26	36	565	1405	1970
Nursing and Midwifery							
3	a) B Sc. in Nursing	20	150	170	1435	7140	8575
	b) Diploma in Nursing Science & Midwifery	46	336	382	2730	16780	19510
	c) Diploma in Midwifery	60	105	165	1750	3780	5530
	d) Post Basic/Public Health Nursing	11	121	132	750	4735	5485
	e) Post Basic Midwifery	-	2	2	-	120	120
	f) Specialized Diploma (5 Courses*)	-	7	7	-	200	200
4	Diploma in Medical Faculty	11	200	211	922	12824	13746
Pharmacy							
5	a) Bachelor (B Pharm)	13	28	41	610	3430	4040
	b) Diploma	15	41	56	755	1855	2610
Diploma in Medical Technology							
6	a) Lab Technology	16	95	111	815	4127	4942
	b) Radiotherapy	7	4	11	140	180	320
	c) Radiology & Imaging	11	30	41	555	940	1495
	d) Physiotherapy	8	29	37	400	925	1325
	e) Sanitary Inspector Training	7	1	8	350	100	450
	f) Dental Technology	9	66	75	455	2123	2578
	g) Operation Theatre Assistance	1	5	6	25	255	280
	h) Intensive Care Assistance	1	4	5	25	180	205
	i) Prosthetics and Orthotics	-	1	1	-	10	10
	j) Cardiology	-	1	1	-	5	5
Homeopathic Medicine and Surgery							
7	a) Bachelor	1	1	2	50	100	150
	b) Diploma	-	65	65	-	3250	3250
Unani Medicine and Surgery							
8	a) Bachelor	1	2	3	25	100	125
	b) Diploma	1	16	17	50	1300	1350
Ayurvedic Medicine and Surgery							
9	a) Bachelor	1	-	1	25	-	25
	b) Diploma	-	10	10	-	750	750
10	Family Welfare Visitor Training Institute (DGFP, NIPORT)	13	-	13	650	-	650
11	Community Paramedic Institute	-	43	43	-	1950	1950

* Five Specialized Nursing Diploma Course: Renal, Cardiac, Pediatric, Trauma, and Oncology

HRH DATA SHEET - 2022

C. Postgraduate Health Professionals' Education Institution

Sl No.	Type of institution	No. of Institution				Type of Degree	Number of Seats
		Govt.	Non- Govt.	Autonomous	Total		
1	University	-	-	5	5	Masters	219
						Diploma	62
						Others	0
						Total	281
2	Fellowship Institution	-	-	1	1	Fellowship & Membership	-*
3	Specialized Institute/Centre	17	-	-	17	Masters	207
						Diploma	51
						Others	15
						Total	273
4	Medical College	14	-	-	14	Masters	325
						Diploma	297
						Others	0
						Total	622
5	Dental College	1	-	-	1	Masters	4
						Diploma	3
						Others	0
						Total	7
6	Nursing Education Institution	5	13	-	18	Masters	1900
						Diploma	0
						Others	0
						Total	1900
GRAND TOTAL		37	13	5	55	Masters	2655
						Diploma	413
						Others	15
						Total	3083

*Bangladesh College of Physicians and Surgeons (BCPS) does not have specified number of seats. It only offers fellowship and membership.

* Medical/Dental Colleges and Specialized Institutes/Centres are affiliated under Medical Universities

D. Number of Health Workforce Working under MOHFW (by Grade)

Total Number of Workforce Working under MOHFW

Pay scale	Sanctioned Post	Filled Post			Vacant	% of Vacancy
		Male	Female	Total		
Grade 1-9	49886	26693	14249	40942	8948	18%
Grade 10	50527	5071	40333	45404	5123	10%
Grade 11-16	76135	32286	16972	49258	26877	35%
Grade 17-20	60280	14238	23419	37657	22623	38%
Total	236828	78288	94973	173261	63571	27%

Health Services Division (HSD)

Pay scale	Sanctioned Post	Filled Post			Vacant	% of Vacancy
		Male	Female	Total		
Grade 1-9	105	57	17	74	31	30%
Grade 10	84	48	8	56	28	33%
Grade 11-16	81	56	15	71	10	12%
Grade 17-20	73	48	8	56	17	23%
Total	343	209	48	257	86	25%

Medical Education and Family Welfare Division (MEFWD)

Pay scale	Sanctioned Post	Filled Post			Vacant	% of Vacancy
		Male	Female	Total		
Grade 1-9	67	38	14	52	15	22%
Grade 10	51	23	3	26	25	49%
Grade 11-16	51	35	6	41	10	20%
Grade 17-20	43	31	9	40	3	7%
Total	212	127	32	159	53	25%

HRH DATA SHEET - 2022

Directorate General of Health Services (DGHS)

Pay Scale	Professional Group		Sanctioned Post	Filled Post			Vacant	% of Vacancy	
				Male	Female	Total			
Grade 01-09	Doctor	Medical	34447	19675	10082	29757	4690	14%	
		Dental	1406	450	376	826	580	41%	
		Sub-Total (Regular)	35853	20125	10458	30583	5270	15%	
	OSD	Regular	783	454	329	783	0	0%	
		Additional/As per GO	8599	4771	2679	7450	1149	13%	
		Sub-Total (OSD)	9382	5225	3008	8233	1149	12%	
	Total (Doctor)			45235	25350	13466	38816	6419	14%
	Alternative Medical Care		348	88	56	144	204	59%	
	Non-Medical		578	188	49	237	341	59%	
Total (Grade 01 - 09)			46161	25626	13571	39197	6964	15%	
Grade 10			1185	574	83	657	528	45%	
Grade 11 - 16			56257	23585	11369	34954	21303	38%	
Grade 17 - 20			25914	11037	3643	14680	11234	43%	
Grand Total			129517	60822	28666	89488	40029	31%	

*Including newly appointed doctors (08 Feb 2022)

Directorate General of Family Planning (DGFP)

Pay Scale	Professional Group	Sanctioned Post	Filled Post			Vacant	% of Vacancy
			Male	Female	Total		
Grade 01-09	General (Non-Doctor)	794	273	127	400	394	50%
	Medical (Doctor)	1623	389	312	701	922	57%
Subtotal		2417	662	439	1101	1316	54%
Grade 10		1195	111	62	173	1022	86%
Grade 11-16		18090	7611	5409	13020	5070	28%
Grade 17-20		32689	2245	19617	21862	10827	33%
Total		54391	10629	25527	36156	18235	34%

Directorate General of Nursing and Midwifery (DGNM)

Pay Scale	Sanctioned Post	Filled Post			Vacant	% of Vacancy
		Male	Female	Total		
Grade 01-09	490	14	149	163	331	68%
Grade 10	47457	4186	40165	44351	3106	7%
Grade 11-16	740	569	63	632	108	15%
Grade 17-20	744	483	53	536	208	28%
Total	49431	5252	40430	45682	3753	8%

Directorate General of Drug Administration (DGDA)

Pay Scale	Sanctioned Post	Filled Post			Vacant	% of Vacancy
		Male	Female	Total		
Grade 1-9	266	80	26	106	160	60%
Grade 10	86	24	3	27	59	69%
Grade 11-16	183	97	28	125	58	32%
Grade 17-20	185	81	8	89	96	52%
Total	720	282	65	347	373	52%

Directorate General of Medical Education (DGME)*

Pay Scale	Sanctioned Post	Filled Post			Vacant	% of Vacancy
		Male	Female	Total		
Grade 1-9	37	18	2	20	17	46%
Grade 10	21	0	0	0	21	100%
Grade 11-16	59	5	2	7	52	88%
Grade 17-20	42	1	0	1	41	98%
Total	159	24	4	28	131	82%

Health Engineering Department (HED)

Pay Scale	Sanctioned Post	Filled Post			Vacant	% of Vacancy
		Male	Female	Total		
Grade 1-9	187	124	13	137	50	27%
Grade 10	413	96	8	104	309	75%
Grade 11-16	226	153	18	171	55	24%
Grade 17-20	217	142	13	155	62	29%
Total	1043	515	52	567	476	46%

* Headquarter Workforce only

HRH DATA SHEET - 2022

Health Economics Unit (HEU)

Pay Scale	Sanctioned Post	Filled Post			Vacant	% of Vacancy
		Male	Female	Total		
Grade 1-9	7	5	1	6	1	14%
Grade 10	2	2	0	2	0	0%
Grade 11-16	12	6	2	8	4	33%
Grade 17-20	8	5	2	7	1	13%
Total	29	18	5	23	6	21%

National Institute of Population Research and Training (NIPORT)

Pay Scale	Sanctioned Post	Filled Post			Vacant	% of Vacancy
		Male	Female	Total		
Grade 1-9	135	61	17	78	57	42%
Grade 10	16	1	1	2	14	88%
Grade 11-16	345	111	58	169	176	51%
Grade 17-20	317	143	66	209	108	34%
Total	813	316	142	458	355	44%

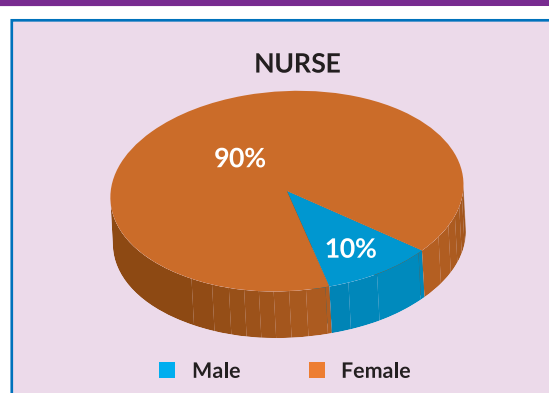
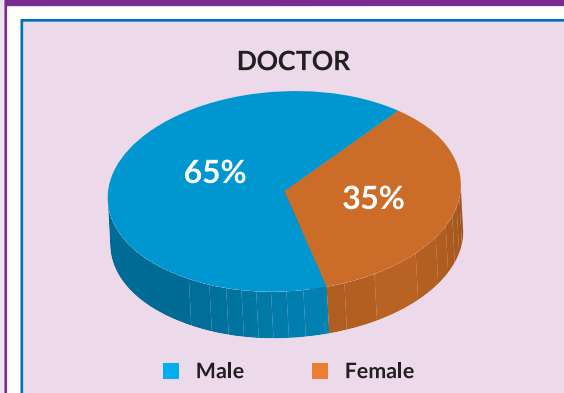
Transport & Equipment Maintenance Organization (TEMO)

Pay Scale	Sanctioned Post	Filled Post			Vacant	% of Vacancy
		Male	Female	Total		
Grade 1-9	1	1	0	1	0	0%
Grade 10	3	2	0	2	1	33%
Grade 11-16	44	26	0	26	18	41%
Grade 17-20	27	12	0	12	15	56%
Total	75	41	0	41	34	45%

National Electro-Medical Equipment Maintenance Workshop & Training Center (NEMEMW & TC)

Pay Scale	Sanctioned Post	Filled Post			Vacant	% of Vacancy
		Male	Female	Total		
Grade 1-9	13	7	0	7	6	46%
Grade 10	14	4	0	4	10	71%
Grade 11-16	47	32	2	34	13	28%
Grade 17-20	21	10	0	10	11	52%
Total	95	53	2	55	40	42%

Composition of Health Workforce Employed under MOHFW (doctor & nurse) by gender



E. Overview of Priority Categories of Health Workforce under Major Agencies/Organizations of MOHFW

Directorate General of Health Services (DGHS)

Name of the post	Sanctioned Post	Filled Post			Vacant	% of Vacancy
		Male	Female	Total		
Professor/Equivalent	848	259	87	346	502	59%
Associate Professor/ Equivalent	1498	530	177	707	791	53%
Assistant Professor/ Equivalent	2429	992	382	1374	1055	43%
Lecturer/Equivalent	1433	383	644	1027	406	28%
Senior Consultant/ Equivalent	779	207	64	271	508	65%
Junior Consultant/ Equivalent	5001	1320	537	1857	3144	63%
Medical Officer/Assistant Surgeon/Equivalent	18868	8795	4493	13288	5580	30%
SACMO/Medical Assistant	5315	2346	1225	3571	1744	33%
Pharmacist	3021	1387	336	1723	1298	43%
Medical Technologist	5994	2782	587	3369	2625	44%
Statistician	577	256	60	316	261	45%
Health Inspector	1411	758	113	871	540	38%
Assistant Health Inspector	4220	1682	1670	3352	868	21%
Health Assistant	20909	8095	6210	14305	6604	32%
Alternative Healthcare Professionals (All Categories)	348	88	56	144	204	59%
CHCP	13975	6409	6706	13115	860	6%

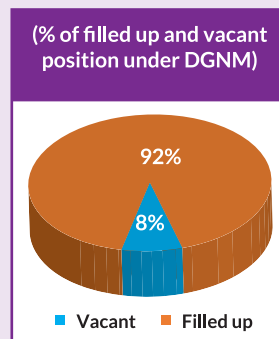
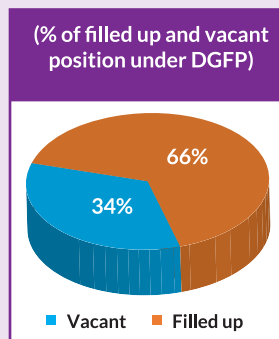
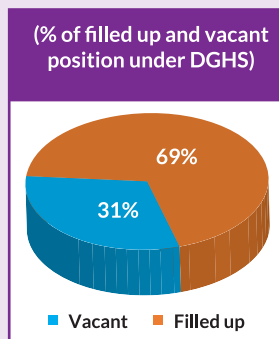
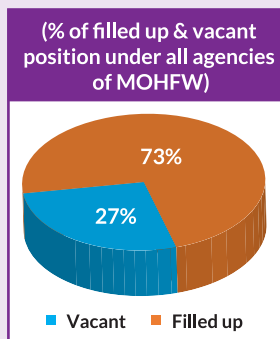
HRH DATA SHEET - 2022

Directorate General of Family Planning (DGFP)

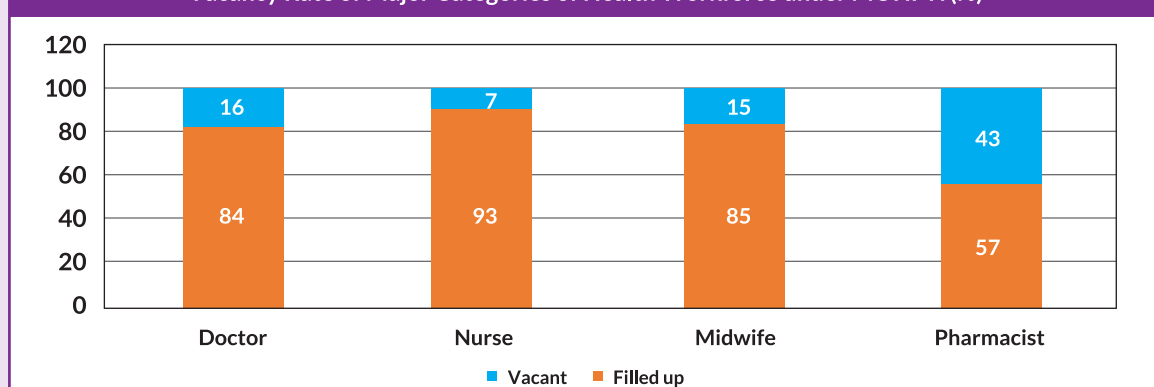
Name of the post	Sanctioned Post	Filled Post			Vacant	% of Vacancy
		Male	Female	Total		
Doctor	1623	389	312	701	922	57%
Family Planning Officer	517	191	52	243	274	53%
Assistant Family Planning Officer	494	97	25	122	372	75%
Assistant Family Welfare Officer	464	0	10	10	454	98%
Senior Staff Nurse	140	0	26	26	114	81%
Medical Technologist	175	2	0	2	173	99%
SACMO/Medical Assistant	2500	1307	569	1876	624	25%
Pharmacist	970	428	119	547	423	44%
Family Welfare Visitor	6361	0	3907	3907	2454	39%
Family Planning Inspector	4500	3986	0	3986	514	11%
Family Welfare Assistant	23500	0	16150	16150	7350	31%

Directorate General of Nursing and Midwifery (DGNM)

Name of the post	Sanctioned Post	Filled Post			Vacant	% of Vacancy
		Male	Female	Total		
Nursing supervisor	1158	88	795	883	275	24%
Senior Staff Nurse/Staff Nurse/Public Health Nurse	42921	4060	36542	40603	2318	5%
Midwife	2996	0	2546	2546	450	15%
Teaching workforce (Grade 1-9)	243	4	43	47	196	81%
Teaching workforce (Grade10)	381	37	281	318	63	17%



Vacancy Rate of Major Categories of Health Workforce under MOHFW(%)



Global Indicators of Health Workforce and Current Status of Bangladesh

Indicator	Global Recommendation	Current status of Bangladesh
Density of doctor, nurse and midwife per 10,000 population	44.5	11.70
Projected density of doctor, nurse and midwife per 10,000 population by 2030 based on current production scenario	-	20.15
Health Workforce ratio (doctor: nurse & midwife: allied professional)	1:3:5	1: 0.73 : 0.71

Population - Health Workforce Ratio in Bangladesh

Type	Number
Number of population per registered physician	1482
Number of registered physician per 10,000 population	6.75
Number of registered nurse per 10,000 population	4.96
Number of doctor working under DGHS per 10,000 population	2.31
Number of medical technologist working under DGHS per 10,000 population	0.20

Health Workforce Identified per 10,000 Population (based on 2019 data collection)

Type	Number
All types of health workforce	49.01
Qualified and recognized	33.17
Non-qualified and unrecognized	15.83

Division-wise Density of the Health Workforce (per 10,000 population) (based on 2019 data collection)

Division	Qualified and Recognized	Non-qualified/Unrecognized	Total
Barishal	18.85	16.92	35.77
Chattogram	36.72	9.94	46.65
Dhaka	90.01	38.42	128.42
Khulna	31.56	19.28	50.85
Mymensingh	15.56	23.17	38.73
Rajshahi	8	7.34	15.34
Rangpur	28.07	9.62	37.69
Sylhet	11.29	5.35	16.64
Grand Total	33.17	15.83	49.01

Data Source

1. Health Services Division (HSD)	12. Transport & Equipment Maintenance Organization (TEMO)
2. Medical Education and Family Welfare Division (MEFWD)	13. Bangladesh Nursing and Midwifery Council (BNMC)
3. Directorate General of Health Services (DGHS)	14. State Medical Faculty of Bangladesh
4. Directorate General of Nursing and Midwifery (DGNM)	15. Pharmacy Council of Bangladesh
5. Directorate General of Family Planning (DGFP)	16. Bangladesh Homoeopathic Board
6. Directorate General of Drug Administration (DGDA)	17. Bangladesh Board of Unani and Ayurvedic Systems of Medicine
7. Directorate General of Medical Education (DGME)	18. Assessment of Healthcare Providers in Bangladesh 2021; HSD & WHO Bangladesh
8. Health Economics Unit (HEU)	19. Health Labour Market Analysis in Bangladesh 2021; HSD & WHO Bangladesh
9. National Institute of Population Research and Training (NIPORT)	20. Report on Bangladesh Sample Vital Statistics 2020; Bangladesh Bureau of Statistics (BBS)
10. Health Engineering Department (HED)	
11. National Electro- Medical Equipment Maintenance Workshop & Training (NEMEMW & TC)	

PUBLISHED BY

Human Resources Branch, Health Services Division, Ministry of Health and Family Welfare

Bangladesh Secretariat, Dhaka-1000

Web: www.hsd.gov.bd, Email: hrm@hsd.gov.bd

Technical Support: WHO Bangladesh

Published in June 2022